
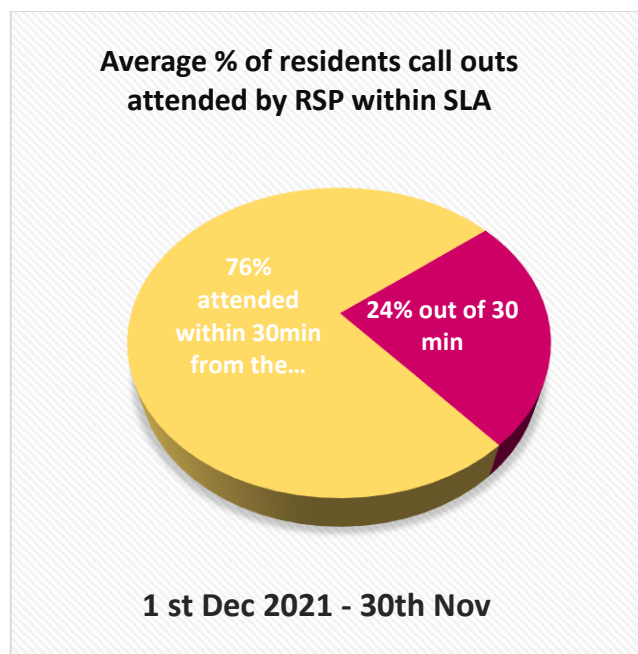


Appendix 2 – 17 January 2023 – Housing Scrutiny Committee

Responsive Security Patrol Dashboard – 2022 data



CCTV Control has a 10-minute target to despatch RSP following a resident's call. In 2022 this was achieved for 82% of all calls.



RSP units have a 30 minute target to arrive from the time of a resident's call. In 2022 they attended 76% of all resident's calls within 30 minutes.

RSP Visits 2022 Overview

→ Total Visits YTD

52054

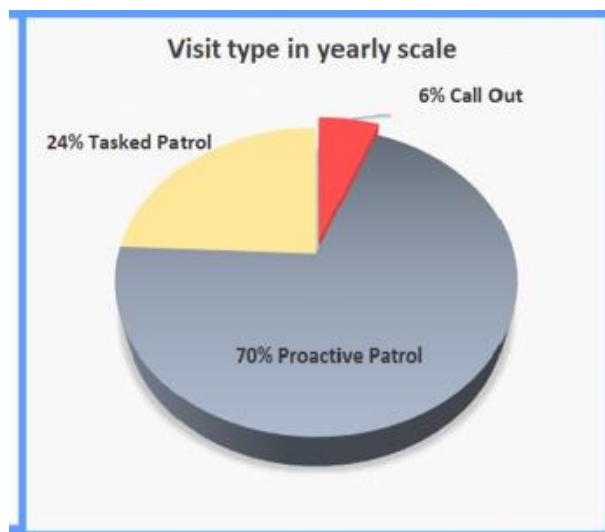


In 2022 the RSP carried out a total of 52,054 patrols across the borough. Tasked patrols accounted for more than 12,617 and residents' callouts a further 3,025.

Breakdown of visits type in yearly scale



Visit type in yearly scale





Drug use has remained the number one source of all incidents over the year, with ASB second. These categories can have an overlap but each incident only receives one category for counting purposes.



The RSP dashboard is a live document tracking monthly statistics and performance across the year, this information is now being shared with residents via the regular DMC reports.