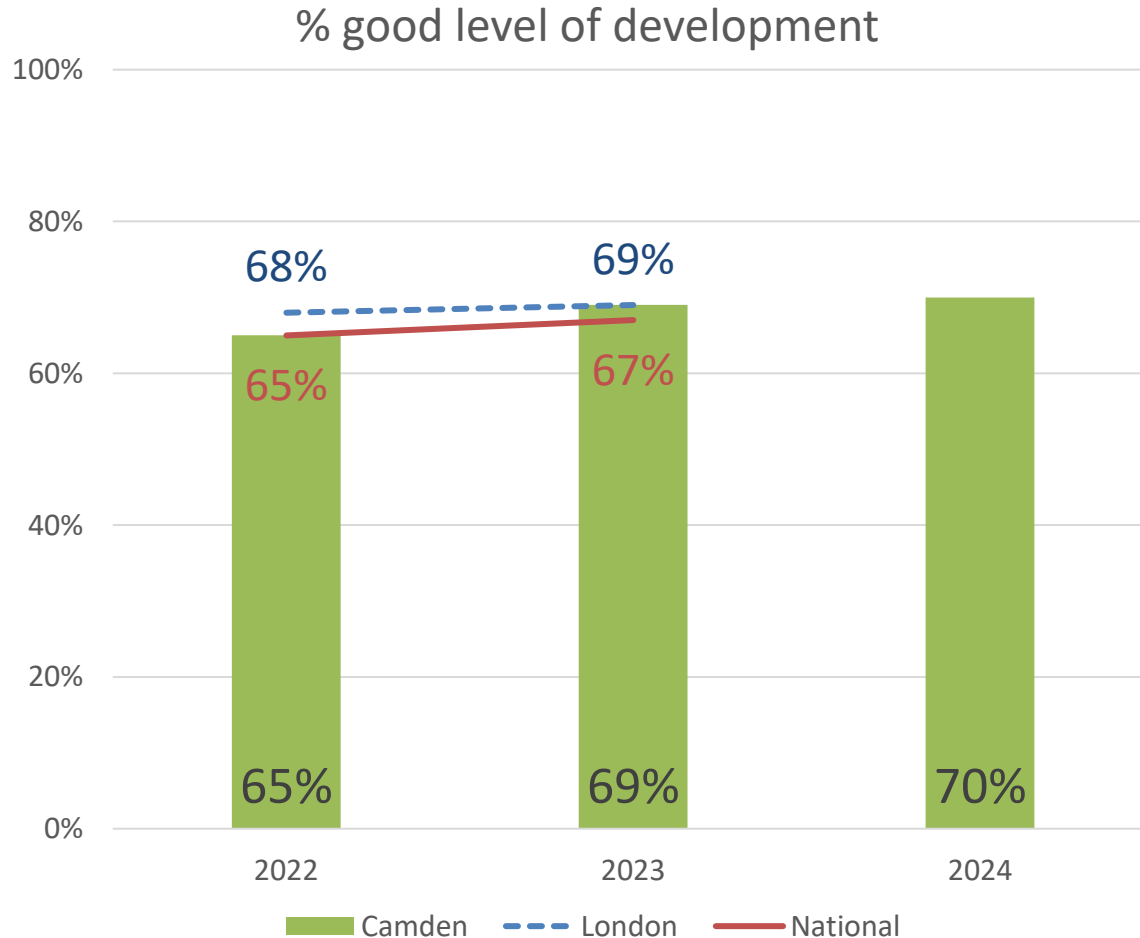


Provisional school attainment headlines

October 2024

Please note – all information set out in the following slides for 2024 is provisional at this stage

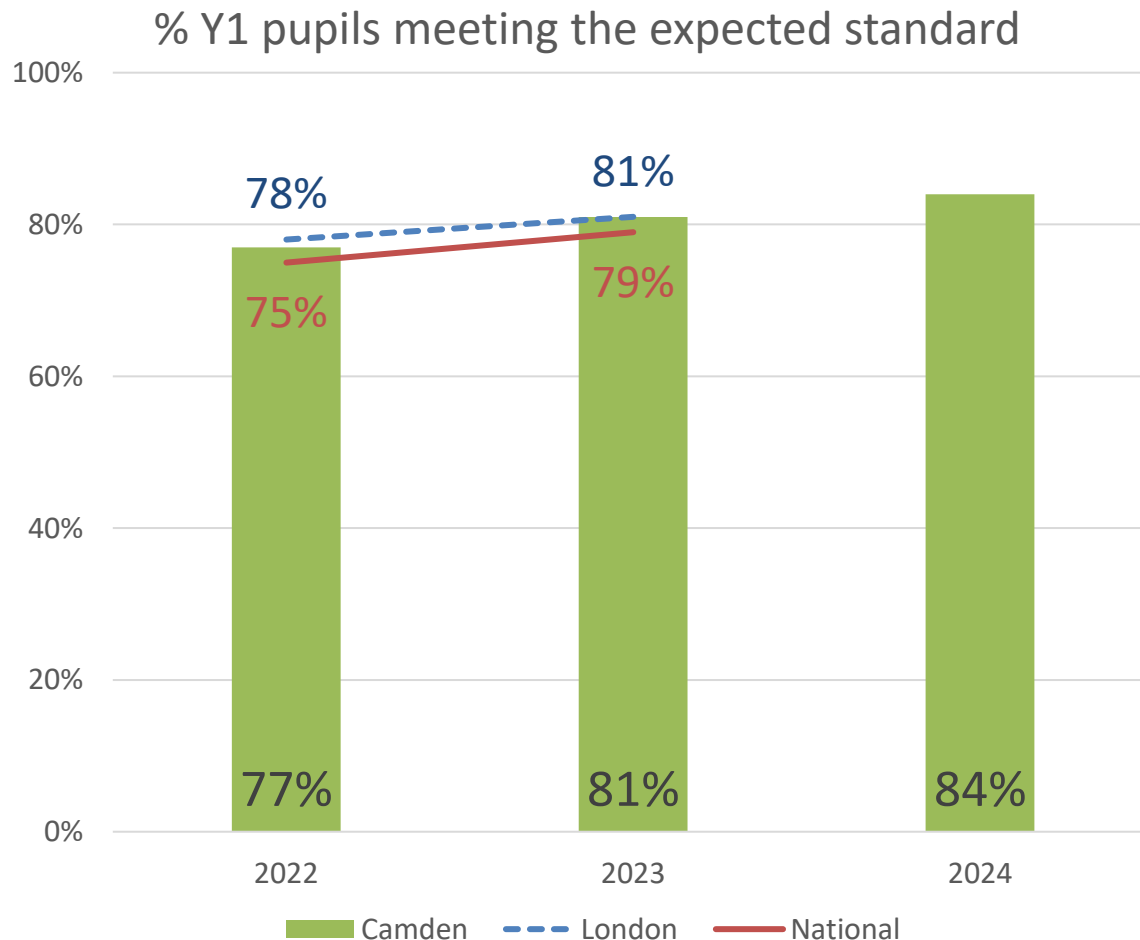
Provisional Foundation Stage Profile (FSP)



- Provisionally in 2024, in Camden maintained schools **70% of pupils achieved a 'good level of development'**.
- This is an increase of 4ppts on recent years and above the 2023 national averages.
- 2024 national data is not available until later in the Autumn term.

- **Disadv. gap:** In 2024, the gap is -17%, similar to recent years and narrower than the national dis. gap for 2023 (-20%)

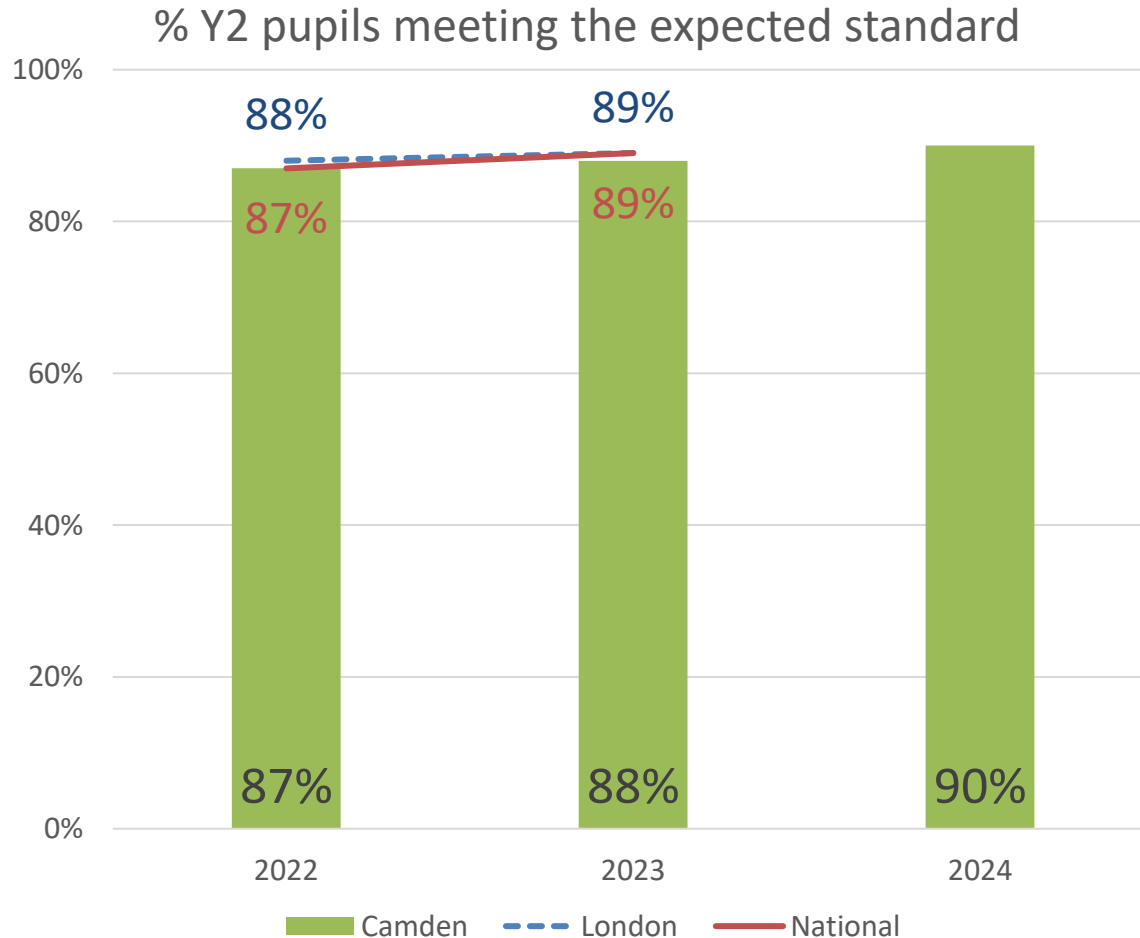
Provisional Year 1 Phonics



- Provisionally in 2024, in Camden maintained schools **84% of Y1 pupils met the expected standard** in Phonics.
- This is an increase of 7ppts on recent years and well above the 2023 national and London averages.
- 2024 national data is not available until later in the Autumn term.

Disadv. Gap: In 2024, the gap is -9%, a narrowing of the gap to recent years, and narrower than the national disadv gap for 2023 (-16%)

Provisional Year 2 Phonics

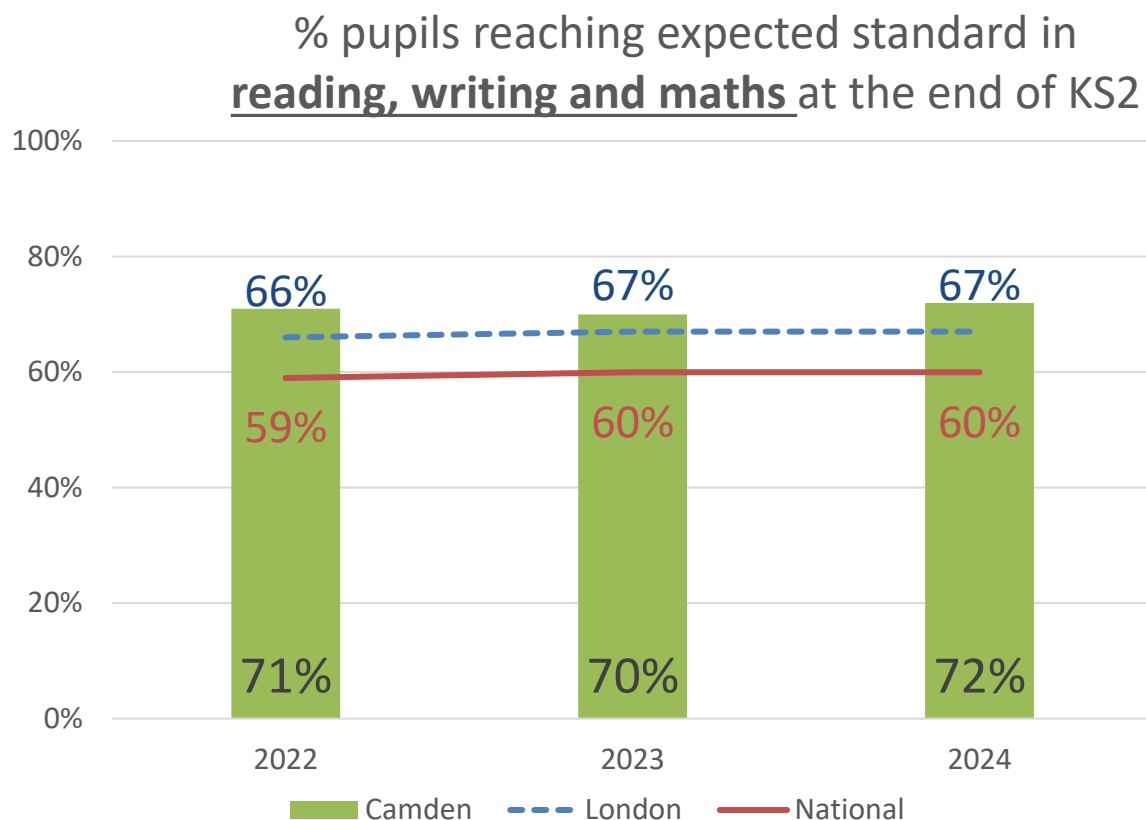


- Provisionally in 2024, in Camden maintained schools **90% of Y2 pupils met the expected standard** in Phonics.
- This is a small increase on recent years and just above the 2023 national and London averages.
- 2024 national data is not available until later in the Autumn term.

Disadv. Gap: In 2024, the gap is -6%, a slight narrowing of the gap to recent years and narrower than the 2023 national disadv gap (-10%)

Provisional Key Stage Two (KS2) - combined

In 2024, KS2 results largely followed the national trend in all subjects and remained well above national averages and above London averages.

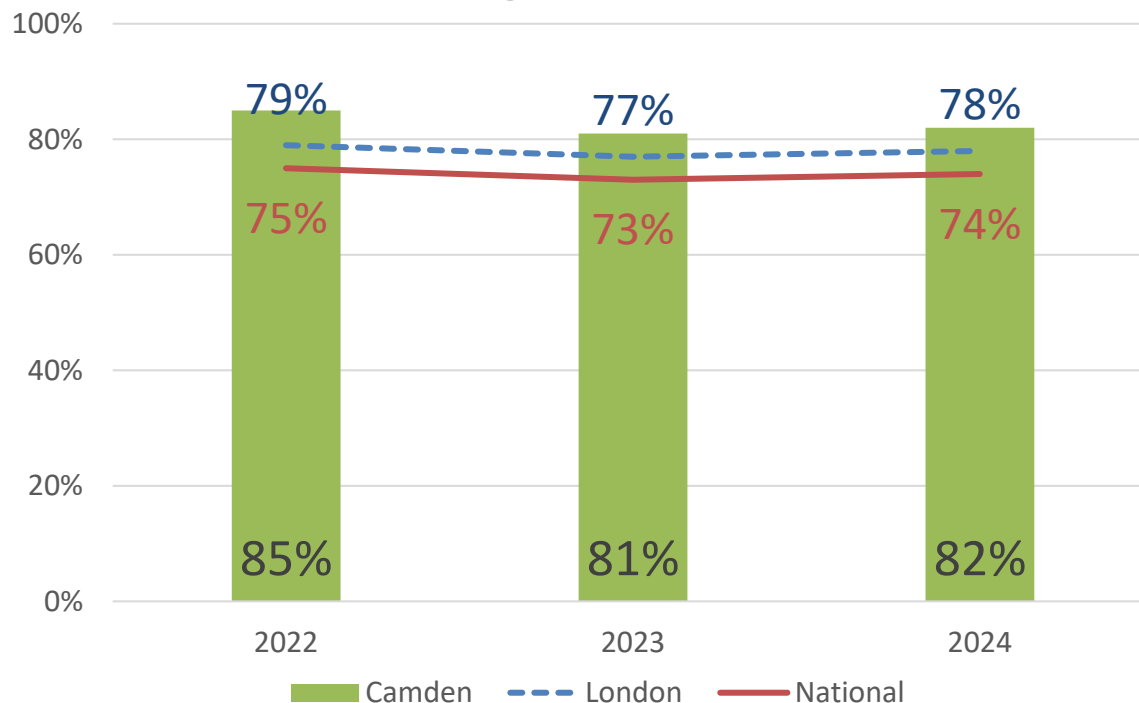


- In 2024, 72% of pupils reached expectations in the combined measure - a 2ppt increase on 2023 and well above 2024 provisional national results (60% again). This remains above the London results for 2024.
- In addition, 13% of pupils reached the higher standard in all 3 subjects, in line with recent years. This remains above 2024 national and London averages (8% and 12% respectively).

Disadv gap: In 2024, the gap is -14%, much narrower than the national gap (-22%)

Provisional Key Stage Two (KS2)-Reading

% pupils reaching expected standard in reading at the end of KS2

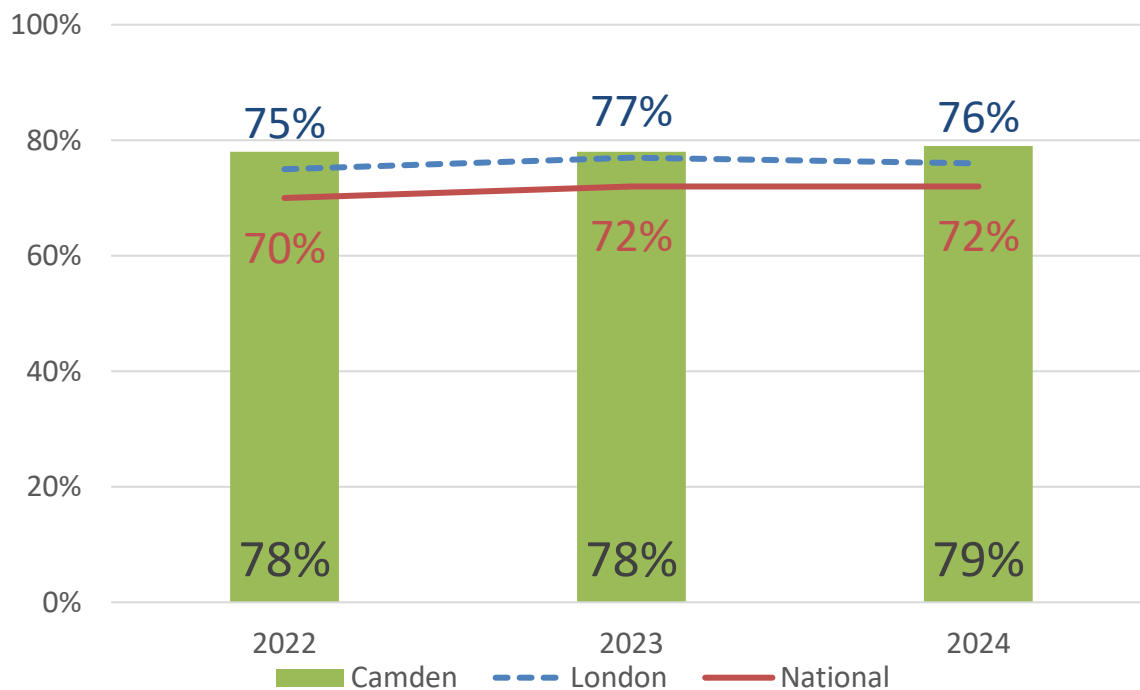


- In 2024, **82% of pupils reached expectations in Reading**, which is a 1ppt increase on 2023 and well above the 2024 national result. This is also above London results for 2024.
- In addition, 36% of pupils reached the higher standard, a 1ppt decrease and above 2024 national and London averages (28% and 34% respectively).

Disadv. Gap: In 2024, the 'gap' is -10%, narrower than the national 'gap' (-17%)

Provisional Key Stage Two (KS2) - Writing

% pupils reaching expected standard in writing at the end of KS2

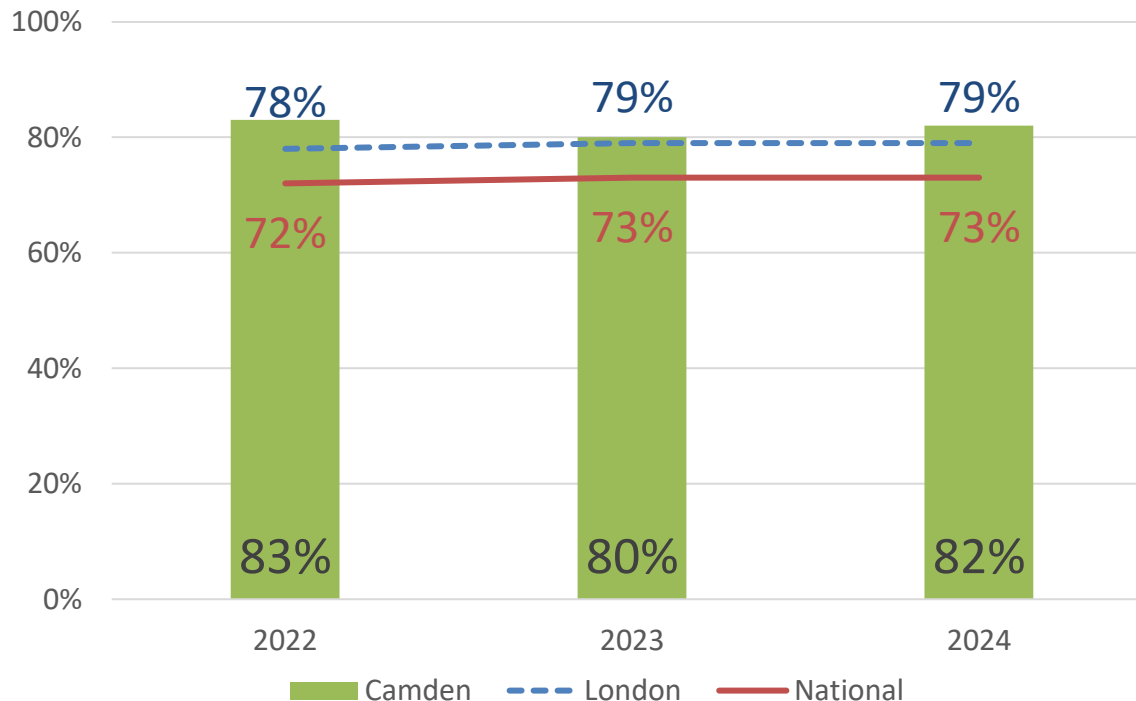


- In 2024, **79% of pupils reached expectations in Writing**, 7ppts above the provisional 2024 national figure, and similar to the 2024 results in Camden.
- In addition, 20% of pupils reached the higher standard, a decrease of 2ppts. This is above national and London averages for 2024 (13% and 18% respectively).

Disadv. Gap: In 2024, the 'gap' is -11%, much narrower than the national 'gap' (-20%)

Provisional Key Stage Two (KS2) - Maths

% pupils reaching expected standard in maths at the end of KS2

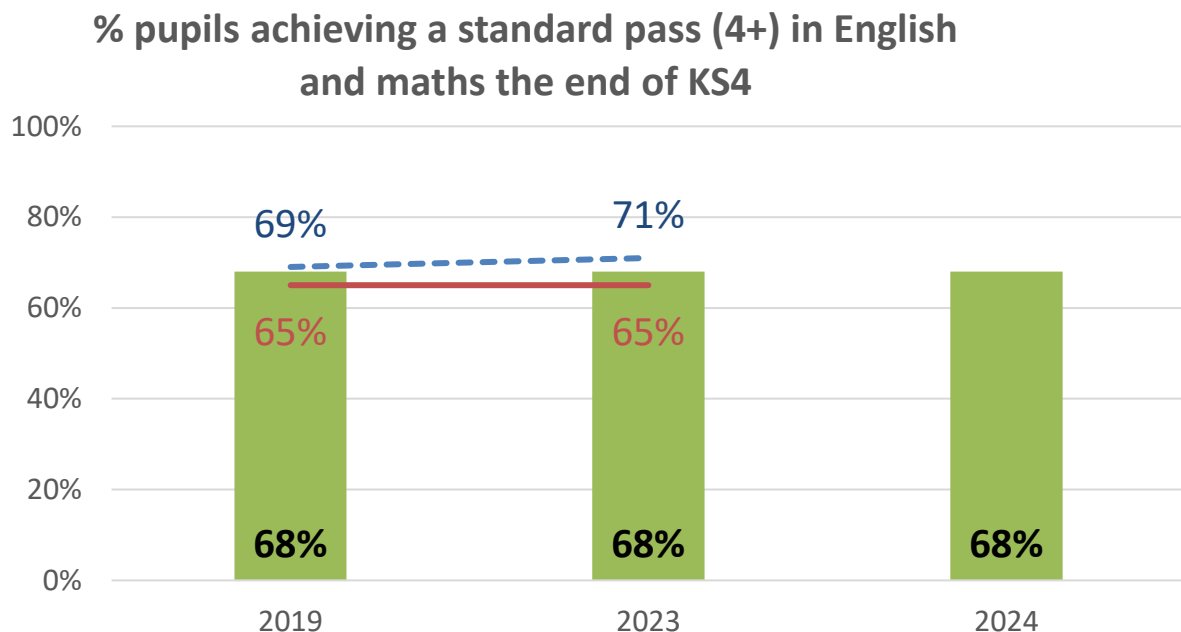


- In 2024, **82% of pupils reached expectations in Maths**, which is a 2ppts increase on 2023 and well above 2024 national results (73%). This is above the 2024 London averages.
- In addition, **33% of pupils reached the higher standard**, an increase of 4ppts on 2023. This remains above national (24%) and in line with London (32%) averages.

Disadv. Gap – In 2024, the gap is -12%, much narrower than the national gap for (-20%)

Provisional Key Stage Four (KS4) – standard pass

Results in Camden were in line with 2019 and 2023 Camden results and higher than national comparators for 2023. National results for 2024 are not yet available.



68% of pupils achieved a standard pass (4+) in both their English and maths GCSEs.

This is the same as in 2019 and 2023 and higher than the 2023 national average (65%).

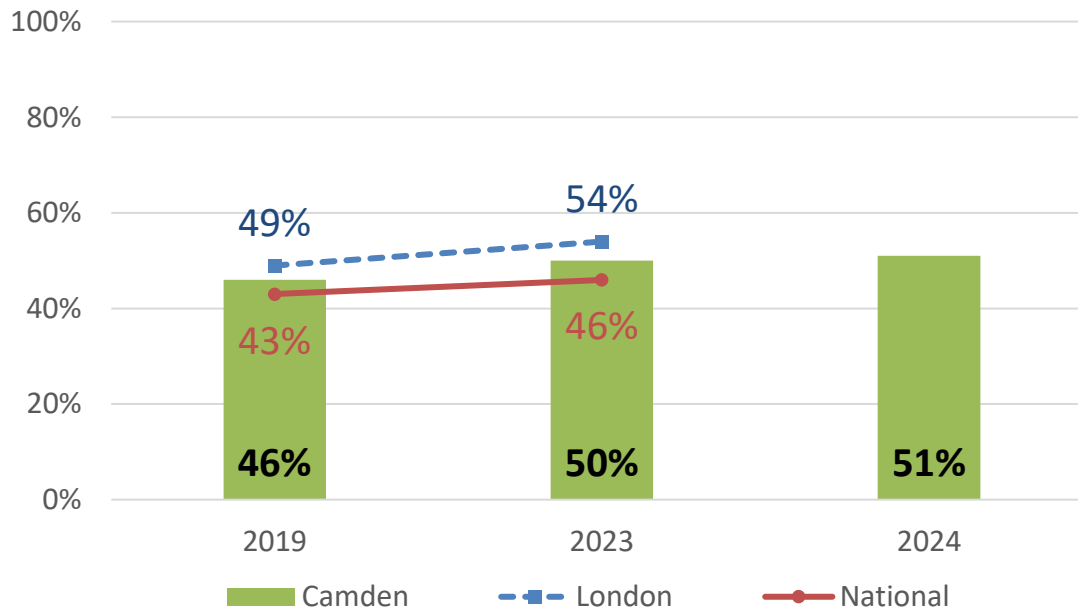
English - 79% of pupils achieved a standard pass (75% national 2023).

Maths - 72% of pupils achieved a standard pass (70% national 2023).

Disadv. Gap: In 2024, the gap is -19% which is narrower than the national gap in 2023 (29%).

Provisional Key Stage Four (KS4) - strong pass

% pupils achieving a strong pass (5+) in English and maths the end of KS4



51% of pupils achieved a strong pass (5+) in both their English and maths GCSEs.

This is a 5ppt increase from 2019 and above the 2023 national average.

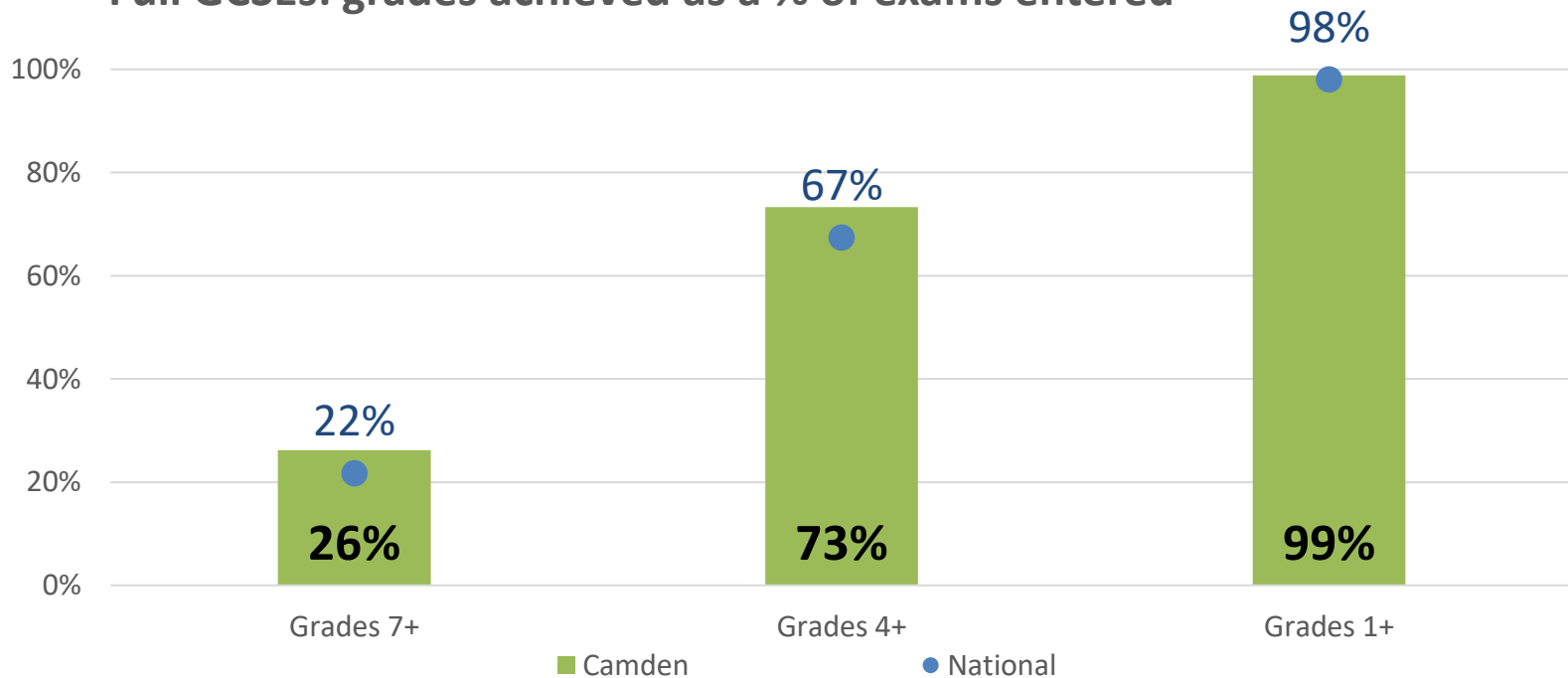
- **English** - 64% of pupils achieved a strong pass (cf. 61% national 2023).
- **Maths** - 57% of pupils achieved a strong pass (cf. 51% national 2023).

Disadv. Gap: In 2024, the gap is -20% which is narrower than the national gap in 2023 (27%).

Provisional Key Stage Four (KS4) - Entries

- Provisional subject results for GCSEs show Camden did better than the national average at % entries awarded 7+, 4+ and 1+.
- 6.5% of entries were awarded a grade 9 (861 entries).

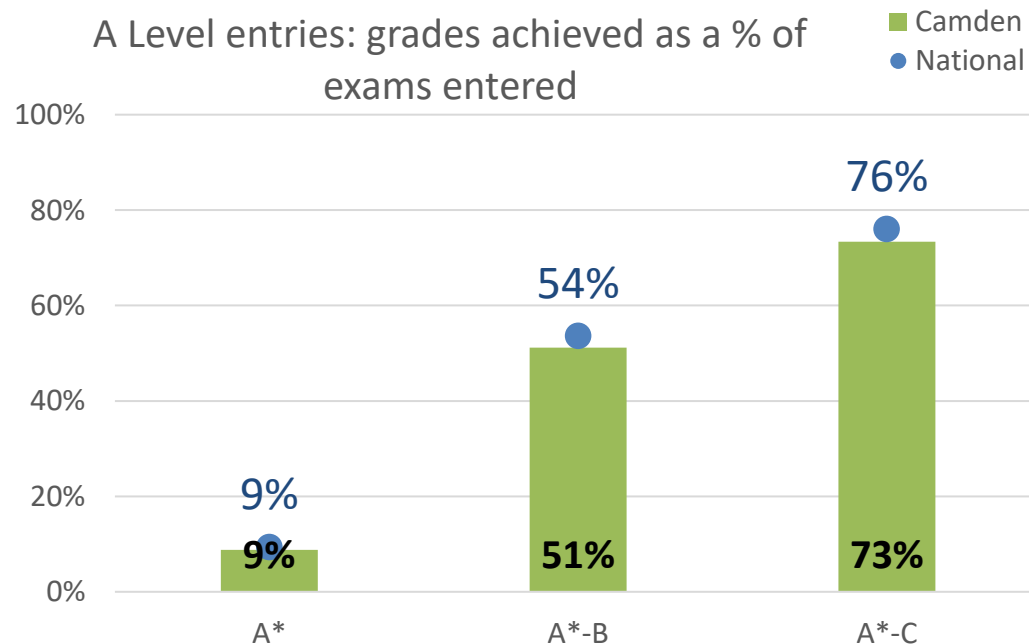
Full GCSEs: grades achieved as a % of exams entered



Provisional Key Stage Five (A-Levels)

Average point score

- A Levels – the average point score (APS) per entry was 34, **similar to the 2023 result. This is equivalent to a grade C+.**
- Applied General (L3 vocational) – the average point score was 29, **similar to the 2023 result. This is equivalent to a Merit +.**



A-Level entries

- 9% Camden entries awarded the highest result A*, the same as National (9%).
- 73% Camden entries were awarded A*-C, a little lower than the National (76%).